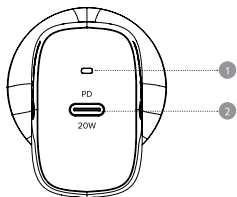


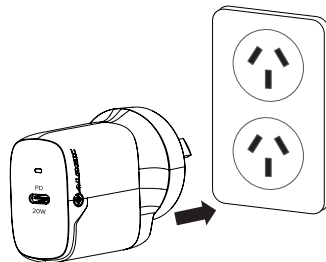


1 Power indicator

2 USB-C charging outlet –20W max



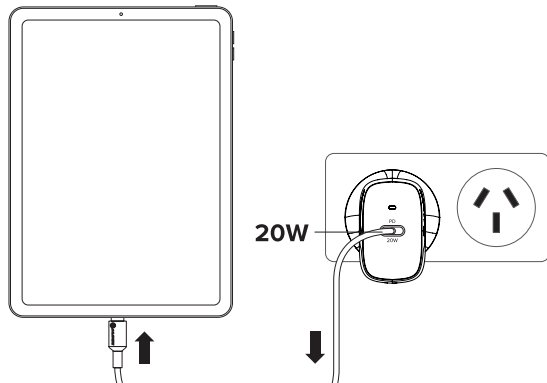
1



## Specifications

Model	WC1X20-ANZ WC1X20SGR-ANZ
Dimensions	45.9 x 44 x 27.7mm (H x D x W)
Weight	63g
Output	USB-C Port - PD3.0 (5V/3A, 9V/2.22A) - 20W Max
Input	100-240VAC 50~60Hz 0.6A Max
Warranty	2 Years

2



## Package Contents

20W Rapid Power USB-C Wall Charger  
User Manual

## Instructions

Congratulations on purchasing this quality ALOGIC product. To get the most out of your purchase, please take the time to read these instructions before use.

This product supports the latest USB-C Power Delivery (PD) charging standard to allow high power devices such as Tablets and smartphone to be charged at up to 20W.

USB-C Power Delivery is a new, multi-voltage charging standard that dynamically negotiates power output over a USB-C connection allowing you to recharge a wide range of compatible devices safely and efficiently from a single charger.

## Using the Charger

(Refer to the images on the previous pages)

- 1 Plug the wall charger into a power outlet.
- 2 Connect your phone, tablet or other high-powered devices such as game console to the USB-C outlet. This outlet will charge devices at up to 20W.  
Use a USB-C 5A rated cable to ensure the Tablet or smartphone charges at the fastest speeds available.
- 3 Unplugging your devices when they have finished charging is recommended to prolong the life of the batteries.

## Troubleshooting

Problem	Solution
Devices charges slowly	<ul style="list-style-type: none"><li>• Ensure you use a USB-C cable rated at 3A or above when charging. Most USB-C cables support charging at up to 3A (60W), but some only support lower charging currents and will not allow some tablets to charge at full speed.</li></ul>



## 20W Rapid Power USB-C Wall Charger

